



M E S H P R O D U C T S



STANWOOD



MESH SCREENS

Mesh, wire cloth, screen, spacers, whatever the name you use for industrial woven wire products, Stanwood is your source.


Liners for your baskets, screens to divide your parts or custom woven space cloth for fixturing those hard-to-hold special parts, Stanwood can produce the product you need.

Stanwood mesh products are woven on new state-of-the-art machinery using only the highest quality wire. Each batch of wire used is tested by Stanwood and certified by our suppliers to confirm that the material content and metallurgical characteristics will result in the highest quality mesh products available.


At all times during the manufacturing process, Stanwood's skilled loom operators and quality inspectors check that the mesh products produced are accurate in size, mesh count, alloy content and are of the proper ductility.

If you need woven wire products for heat treating, plating, basic metals production, aerospace applications, corrosion resistance, or wear resistance Stanwood can produce the product you need.


Need mesh products combined with another type of fabrication? Stanwood's years of experience in custom designed and fabricated fixtures and other formed and welded structures make Stanwood the perfect source for all your requirements.




SPECIAL SCREEN & DIVIDER SCREENS



BASKET LINERS



FIXTURES



TECHNICAL INFORMATION

When purchasing Stanwood mesh products, there are terms you might need to know in order to get the mesh product best suited to your application.

MESH:

Refers to the number of openings from the center of one wire to a point 1" distant.

COUNT:

Number of openings in a linear inch

SPACE:

Clear openings or space between parallel wires

CRIMP:

Corrugations in the wires used to lock them together. Some examples are: single crimp, double crimp or plain weave.

WIRE DIAMETER:

Should always be given in decimal inches.

WARP WIRES:

Wires running the length of the wire cloth

SHUTE WIRES:

Wires running across the width of the wire cloth

EDGE FINISH:

Usually welded for safety, but can be supplied as cut.

WOVEN MESH SELECTOR

DIAMETER OF WIRE		WIDTH OF OPENING		OPEN AREA	APPROXIMATE WEIGHTS POUNDS PER 100 SQUARE FEET
Inches	Mm.	Inches	Mm.		
1" Mesh Center to Center of wire					
.148	3.76	.8520	21.64	72.6	141.7
.135	3.43	.8560	21.97	74.8	117.7
.120	3.05	.8800	22.35	77.4	92.8
.105	2.67	.8950	22.73	80.1	71.0
.092	2.34	.9080	23.06	82.4	54.4
.080	2.03	.9200	23.37	84.6	41.1
.063	1.60	.9370	23.80	87.8	25.5
3/4" Mesh Center to Center of wire					
.135	3.43	.6150	15.62	67.2	158.1
.120	3.05	.6300	16.00	70.5	124.4
.105	2.67	.6450	16.38	73.9	95.0
.092	2.34	.6580	16.71	76.9	72.8
.080	2.03	.6700	17.02	79.8	54.9
.072	1.83	.6780	17.22	81.7	44.5
.063	1.60	.6870	17.45	83.9	34.0
5/8" Mesh Center to Center of wire					
.135	3.43	.4900	12.45	61.5	191.0
.120	3.05	.5050	12.83	65.3	150.2
.105	2.67	.5200	13.21	69.2	114.5
.092	2.34	.5330	13.54	72.7	87.9
.080	2.03	.5450	13.84	76.0	66.1
.072	1.83	.5530	14.05	78.3	53.5
.063	1.60	.5620	14.27	80.9	40.9
2 Mesh					
.135	3.43	.3650	9.27	53.3	241.7
.120	3.05	.3800	9.65	57.8	189.6
.105	2.67	.3950	10.03	62.4	144.2
.092	2.34	.4080	10.36	66.6	110.2
.080	2.03	.4200	10.67	70.6	83.0
.072	1.83	.4280	10.87	73.3	67.1
.063	1.60	.4370	11.10	76.4	51.2
.054	1.37	.4460	11.33	79.6	37.6
.047	1.19	.4530	11.51	82.1	28.4
3 Mesh					
.120	3.05	.2133	5.41	40.8	293.9
.105	2.67	.2283	5.79	46.8	222.0
.092	2.34	.2413	6.12	52.3	168.7
.080	2.03	.2533	6.43	57.6	126.4
.072	1.83	.2613	6.63	61.3	101.9
.063	1.60	.2703	6.86	65.6	77.6
.054	1.37	.2793	7.09	70.1	56.7
.047	1.19	.2863	7.26	73.6	42.8
4 Mesh					
.135	3.43	.1150	2.92	21.2	503.8
.120	3.05	.1300	3.30	27.0	388.6
.105	2.67	.1450	3.68	33.6	306.2
.092	2.34	.1580	4.01	39.9	231.0
.080	2.03	.1700	4.32	46.2	172.1
.072	1.83	.1780	4.52	50.7	138.2
.063	1.60	.1870	4.75	56.0	104.8
.054	1.37	.1960	4.98	61.5	76.4
.047	1.19	.2030	5.16	65.9	57.6
.041	1.04	.2090	5.31	69.9	43.6
.035	.89	.2150	5.46	74.0	31.7
6 Mesh					
.092	2.34	.0747	1.91	20.2	352.8
.080	2.03	.0867	2.21	27.2	259.1
.072	1.83	.0947	2.41	32.5	216.9
.063	1.60	.1037	2.64	38.9	163.0
.054	1.37	.1127	2.87	46.0	117.0
.047	1.19	.1197	3.05	51.8	88.2
.041	1.04	.1257	3.20	57.2	66.5
.035	.89	.1317	3.35	62.7	48.1
.032	.81	.1347	3.43	65.6	40.0
.028	.71	.1387	3.53	69.6	30.5
8 Mesh					
.072	1.83	.0530	1.35	18.0	291.1
.063	1.60	.0620	1.58	24.6	216.3
.054	1.37	.0710	1.80	32.3	162.7
.047	1.19	.0780	1.98	38.9	120.9
.041	1.04	.0840	2.13	45.2	90.6
.035	.89	.0900	2.29	51.8	65.1
.032	.81	.0930	2.36	55.4	54.1
.028	.71	.0970	2.46	60.2	41.1
.025	.64	.1000	2.54	64.0	32.6
.023	.58	.1020	2.59	66.6	27.5
.020	.51	.1050	2.67	70.6	20.7

SPACE MESH SELECTOR

DIAMETER OF WIRE		OPEN AREA	APPROXIMATE WEIGHTS POUNDS PER SQUARE FOOT
Inches	Mm.		
1 1/2" Opening			
.162	4.11	81.5	1.02
.148	3.76	82.8	.85
.135	3.43	84.2	.72
.120	3.05	85.7	.57
1 1/4" Opening			
.225	5.72	71.8	2.22
.162	4.11	78.4	1.20
.148	3.76	79.9	1.01
.135	3.43	81.5	.85
.120	3.05	83.2	.68
.105	2.67	85.1	.52
1 1/8" Opening			
.162	4.11	76.4	1.32
.148	3.76	78.1	1.11
.135	3.43	79.7	.93
.120	3.05	81.7	.74
.105	2.67	83.7	.58
.092	2.34	85.5	.45
1" Opening			
.162	4.11	74.0	1.46
.148	3.76	75.9	1.23
.135	3.43	77.6	1.04
.120	3.05	79.7	.83
.105	2.67	81.9	.64
.092	2.34	83.9	.50
.080	2.03	85.7	.38
7/8" Opening			
.162	4.11	71.2	1.64
.148	3.76	73.5	1.38
.135	3.43	75.1	1.17
.120	3.05	77.3	.93
.105	2.67	79.7	.72
.092	2.34	81.9	.56
.080	2.03	83.9	.43
3/4" Opening			
.162	4.11	67.6	1.87
.148	3.76	69.8	1.58
.135	3.43	71.8	1.33
.120	3.05	74.3	1.07
.105	2.67	76.9	.83
.092	2.34	79.3	.65
.080	2.03	81.7	.50
5/8" Opening			
.162	4.11	63.1	2.18
.148	3.76	65.4	1.85
.135	3.43	67.6	1.56
.120	3.05	70.3	1.25
.105	2.67	73.4	.98
.092	2.34	76.0	.76
.080	2.03	78.6	.58
.072	1.83	80.4	.48
.063	1.60	82.5	.37
1/2" Opening			
.207	5.26	49.8	4.04
.162	4.11	57.1	2.61
.148	3.76	59.5	2.22
.135	3.43	62.0	1.88
.120	3.05	65.0	1.51
.105	2.67	68.3	1.18
.092	2.34	71.3	.93
.080	2.03	74.3	.71
.072	1.83	76.4	.58
.063	1.60	78.9	.45
3/8" Opening			
.162	4.11	48.7	3.27
.148	3.76	51.4	2.79
.135	3.43	54.1	2.37
.120	3.05	57.4	1.92
.105	2.67	61.0	1.51
.092	2.34	64.5	1.18
.080	2.03	67.9	.91
.072	1.83	70.4	.75
.063	1.60	73.3	.59
.054	1.37	76.4	.44

The Stanwood Corporation Can Also Supply:

Muffles - Retorts - Heat Treating Baskets - Furnace Fans - Radiant Tubes - Furnace Rolls - Heating Elements - Salt Pans - Generator Retorts - Corrugated Boxes - Serpentine Trays - Custom Designed Fixtures

930 Columbia Avenue • South Milwaukee, WI 53172

414/762.6795 • Fax: 414/762.3663 • Web: www.stanwoodcorp.com